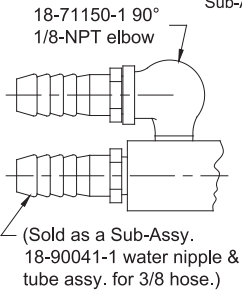
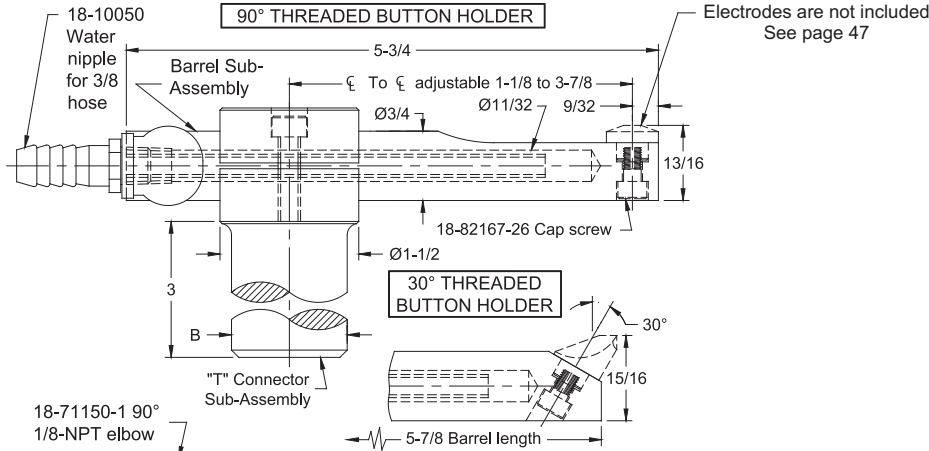
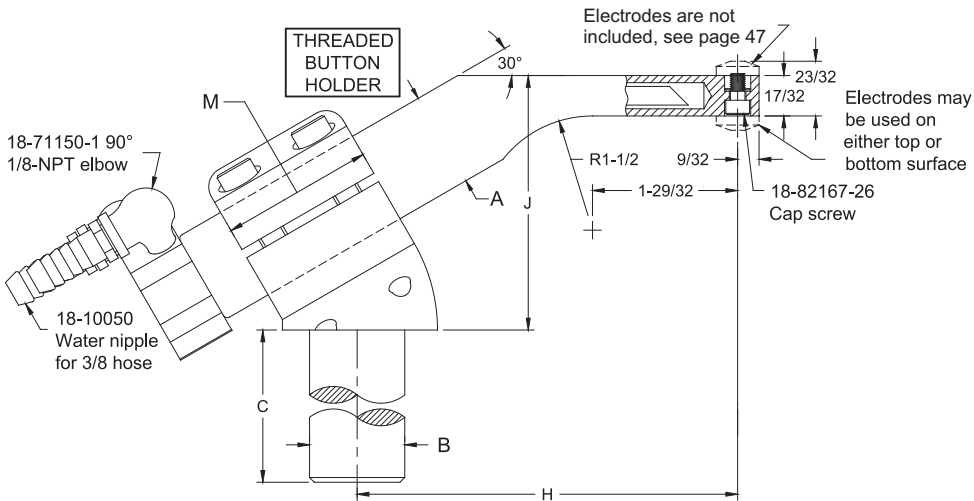


900 SERIES LIGHT DUTY WATER COOLED UNIVERSAL HOLDER

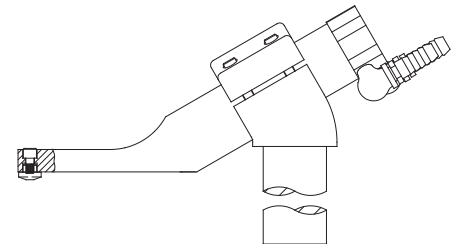


Holder Type	Holder Assembly Part No.	Holder Angle	Shank Dia. B	Barrel Sub-Assy.	Barrel	"T" Conn.
Threaded Button	18-901	90°	3/4	18-709	18-70910-1	18-720
	18-902	30°	3/4	18-710	18-71010-1	18-720
	18-903	90°	7/8	18-709	18-70910-1	18-721
	18-904	30°	7/8	18-710	18-71010-1	18-721
	18-905	90°	1	18-709	18-70910-1	18-722
	18-906	30°	1	18-710	18-71010-1	18-722
	18-907	90°	1-1/4	18-709	18-70910-1	18-723
	18-908	30°	1-1/4	18-710	18-71010-1	18-723
	18-909	90°	1-1/2	18-709	18-70910-1	18-724
	18-900	30°	1-1/2	18-710	18-71010-1	18-724

950 SERIES WATER COOLED PADDLE HOLDERS FOR THREADED BUTTON ELECTRODES



Holder Type	Holder Assembly Part No.	Barrel Dia. A	Shank Dia. B	Shank Length C	Offset Range H	Height Range J	Width M	Barrel Sub-Assy.	"T" Conn.	
Threaded Button	18-952	1	7/8	3	3-3/8 to 5-3/32	2-1/16 to 3-1/16	1-1/2	18-713	18-731	
	18-953	1	1	1	3-3/8 to 5-3/32	2-1/16 to 3-1/16	1-1/2	18-713	18-732	
	18-954	1-1/4	1-1/4	3-1/2	4 to 5-23/32	2-3/4 to 3-3/4	1-3/4	18-714	18-733	
	18-955	1-1/2	1-1/2	4	4-7/32 to 5-15/16	2-7/8 to 3-7/8	2	18-715	18-734	



VIEW IS SHOWING BARREL SUB-ASSY AND ELECTRODE REVERSED IN SHANK